

Signify Classified - Internal
Cooper Lighting Solutions Photometric Lab
1121 Highway 74 South
Peachtree City, GA 30269



Scaled data based on original data using
LM-79-08 Approved Method: Electrical and Photometric Measurements of Solid-
State Lighting Products

Test Report Prepared for
Cooper Lighting Solutions
(formerly Eaton)

Brand: McGRAW-EDISON

Report Number: P438792

Luminaire Tested: **IST-SA1E-830-U-SL4**

Issue Date: 12/10/2020

Test Information

Test Method: LM-79-08
Report Number: P438792
TEST IS SCALED FROM IESNA LM-79-08 TEST DATA (G3-2011-074-18)
Test Lab: INNOVATION CENTER
Issue Date: 12/10/2020
Manufacturer: COOPER LIGHTING SOLUTIONS (FORMERLY EATON)
Product Line: McGRAW-EDISON
Catalog Number: IST-SA1E-830-U-SL4
Description: IMPACT ELITE LED TRAPEZOID LUMINAIRE
(1) 80 CRI, 3000K, 1050mA LIGHTSQUARE WITH 16 LEDS AND TYPE IV SPILL
LIGHT ELIMINATOR OPTICS
Light Source: -
Ballast/Driver: ELECTRONIC DRIVER

Summary

Lumens per Lamp: N/A
Luminaire Lumens: 5483 lumens
Efficiency: N/A
Efficacy: 94.2 lumens/watt
Luminous Opening: Rectangular (W 0.5' x L: 0.5' x H: 0')
IES Classification: Type IV - Short
BUG Rating: B1 - U0 - G2

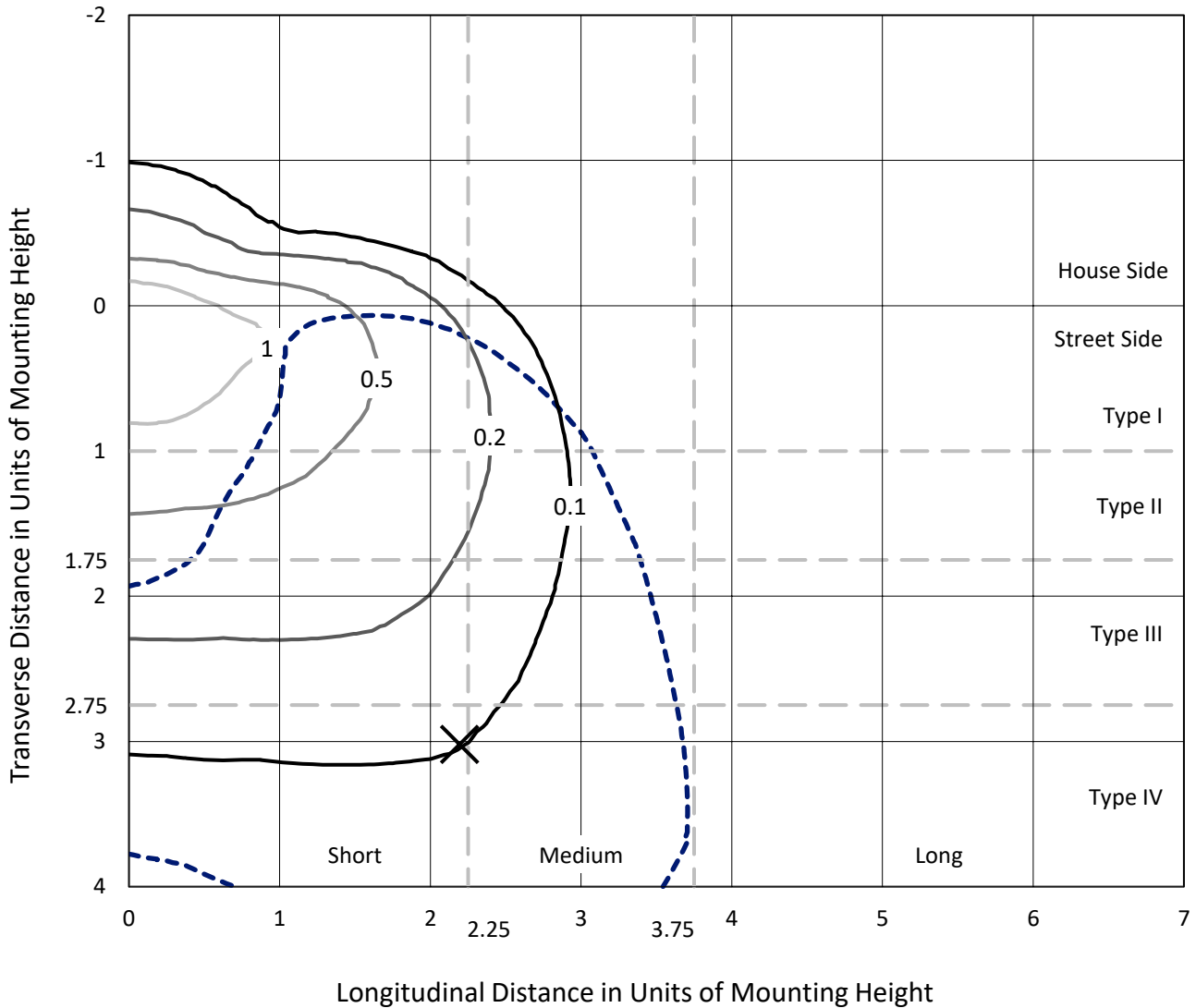
Input Watts (W): 58.2
Input Voltage (V): NR
Input Current (Ain): NR
Voltage Rise (V): NR
Power Factor: NR
Total Harmonic Distortion (THDi): NR
Frequency (hertz): 60
Stabilization Time: NR
Operation Time: NR
Ambient Temperature (°C): NR
Test Distance: 28.75 FT



REPORT NUMBER: P438792
 CATALOG NUMBER: IST-SA1E-830-U-SL4

Iso-Footcandle Lines of Horizontal Illumination

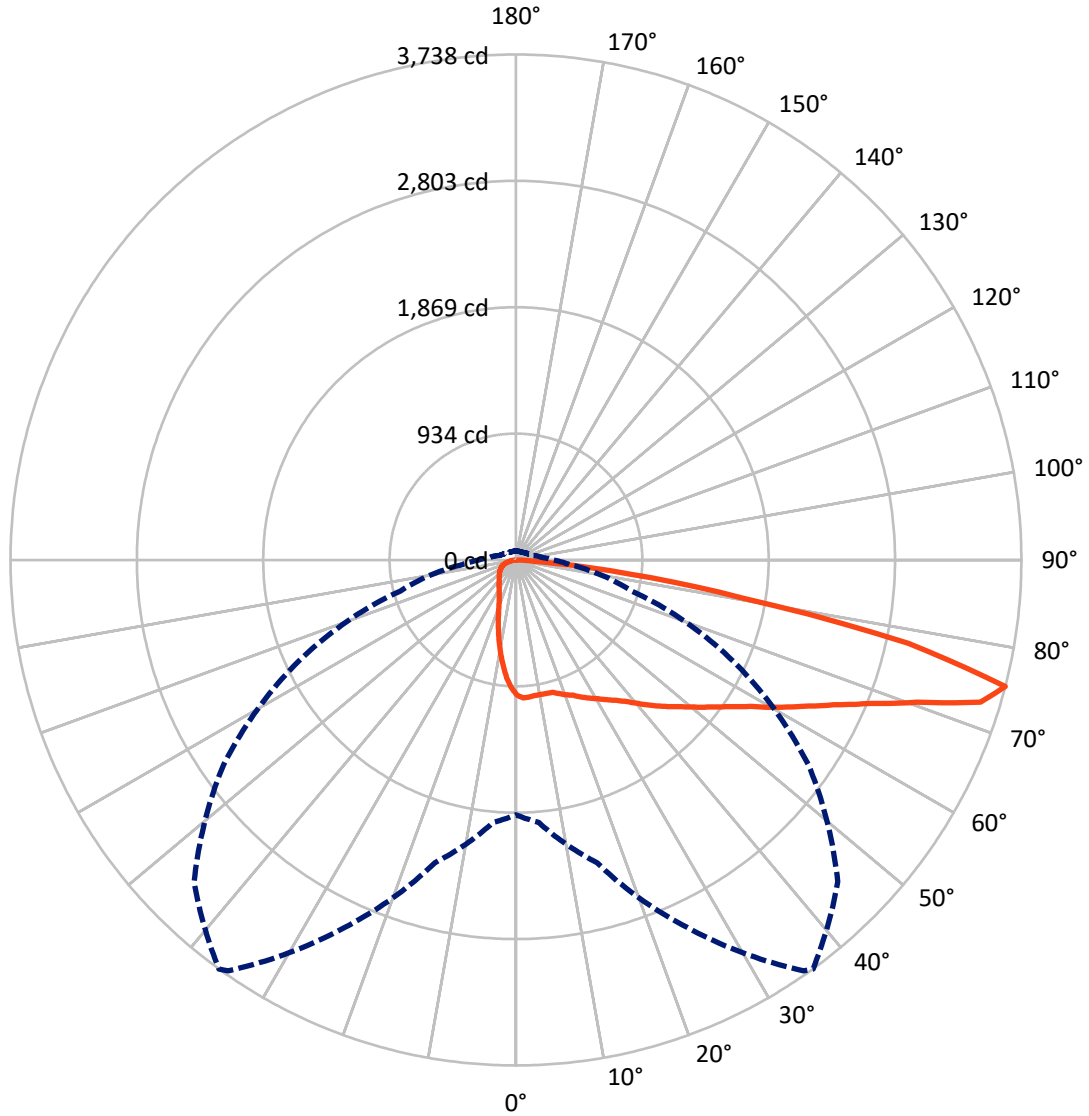
× Max cd
 - - - 1/2 Max cd



Based on 25 foot mounting height. Maximum calculated value = 1.6 fc
 Type IV - Short - N/A

REPORT NUMBER: P438792
CATALOG NUMBER: IST-SA1E-830-U-SL4

Luminous Intensity Polar Plot



— Vertical Plane Through 36-Deg Lateral - - - Horizontal Cone Through 75-Deg Vertical

REPORT NUMBER: P438792
 CATALOG NUMBER: IST-SA1E-830-U-SL4

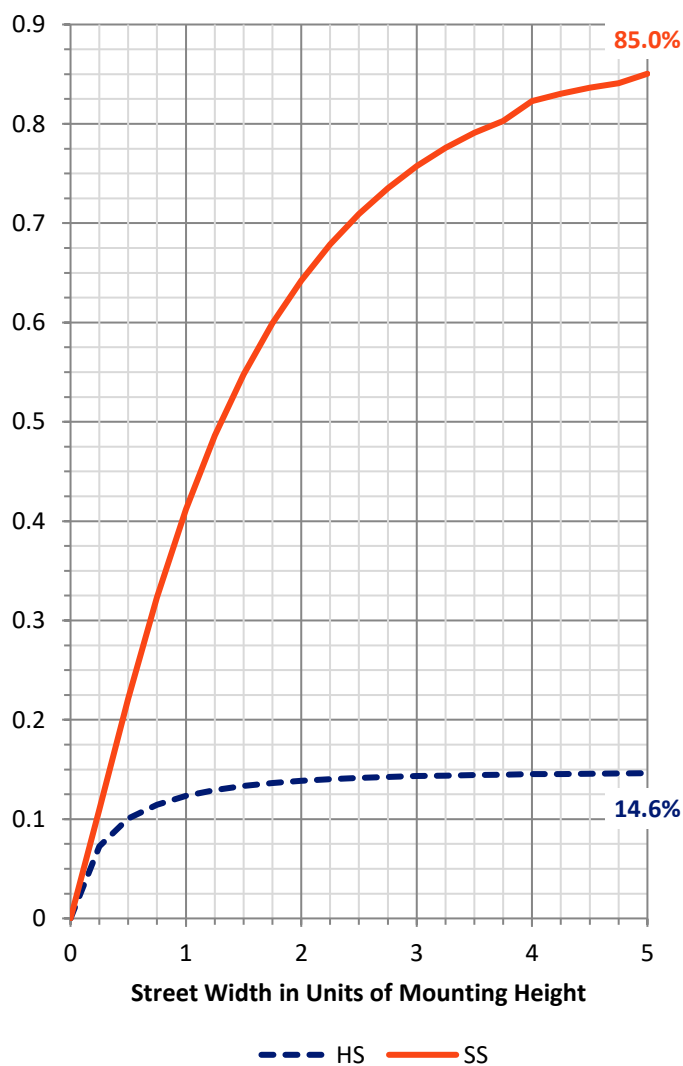
FLUX DISTRIBUTION:

		Downward	Upward	Total
House Side	Lumens	809.2	0.0	809.2
	% Fixture	14.8	0.0	14.8
Street Side	Lumens	4673.8	0.0	4673.8
	% Fixture	85.2	0.0	85.2
Total	Lumens	5483.0	0.0	5483.0
	% Fixture	100.0	0.0	100.0

ZONAL LUMENS:

Zone	Lumens	% Fixture
0°-10°	88.2	1.6
10°-20°	228.1	4.2
20°-30°	352.8	6.4
30°-40°	511.0	9.3
40°-50°	739.1	13.5
50°-60°	1025.1	18.7
60°-70°	1294.4	23.6
70°-80°	1111.8	20.3
80°-90°	132.4	2.4
90°-100°	0.0	0.0
100°-110°	0.0	0.0
110°-120°	0.0	0.0
120°-130°	0.0	0.0
130°-140°	0.0	0.0
140°-150°	0.0	0.0
150°-160°	0.0	0.0
160°-170°	0.0	0.0
170°-180°	0.0	0.0
0°-90°	5483.0	100.0
0°-180°	5483.0	100.0

Coefficient of Utilization



REPORT NUMBER: P438792

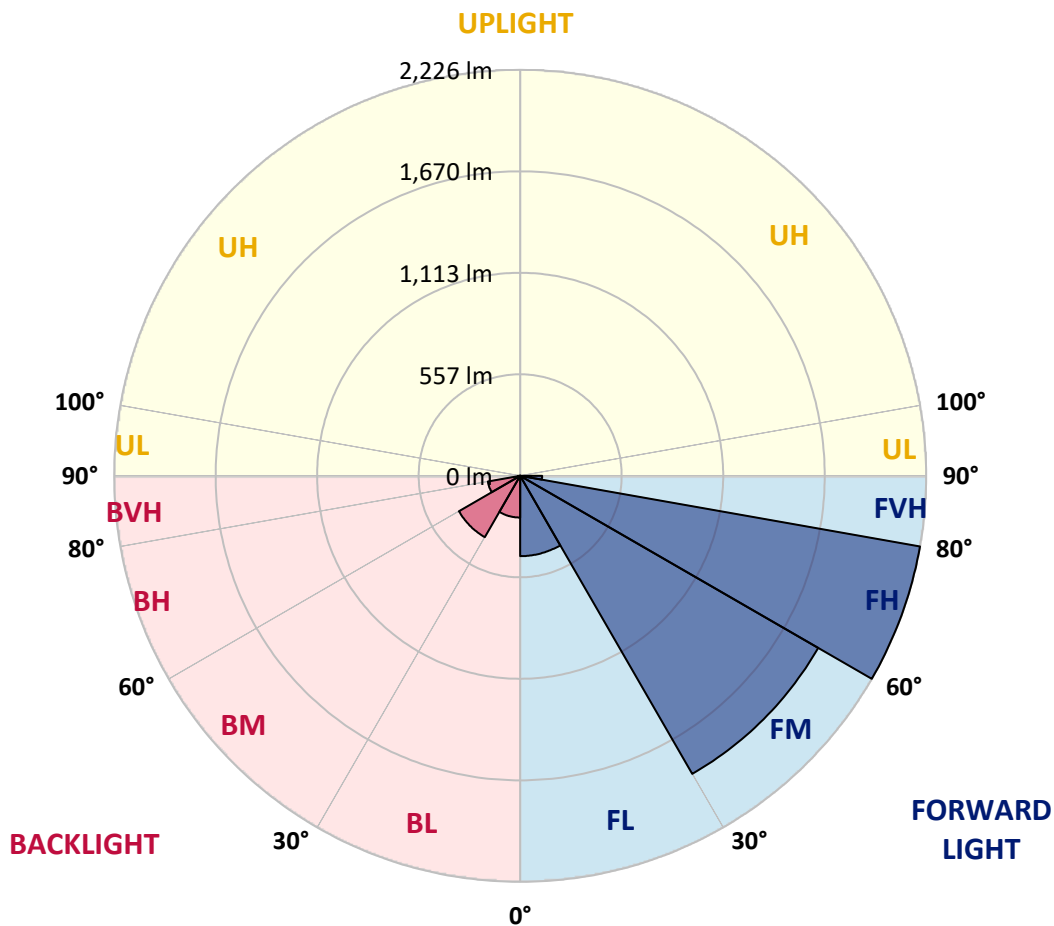
CATALOG NUMBER: IST-SA1E-830-U-SL4

LUMINAIRE CLASSIFICATION SYSTEM LUMEN TABLE AND BUG RATING:

Zone		Lumens	% Fixture	Zone Rating/Lumen Limit		
				B	U	G
FL	(0°-30°)	440.3	8.0			
FM	(30°-60°)	1887.2	34.4			
FH	(60°-80°)	2226.1	40.6			G2/5000
FVH	(80°-90°)	120.2	2.2			G2/225
BL	(0°-30°)	228.8	4.2	B1/500		
BM	(30°-60°)	388.0	7.1	B1/1000		
BH	(60°-80°)	180.1	3.3	B1/500		G1/500
BVH	(80°-90°)	12.2	0.2			G1/100
UL	(90°-100°)	0.0	0.0		U0/0	
UH	(100°-180°)	0.0	0.0		U0/0	

BUG Rating: B1-U0-G2

Type IV Short





REPORT NUMBER: P438792

CATALOG NUMBER: IST-SA1E-830-U-SL4

CANDELA DISTRIBUTION (FULL):

	0°	5°	15°	25°	35°	36°	45°	55°	65°	75°	85°
0°	1000.3	1000.3	1000.3	1000.3	1000.3	1000.3	1000.3	1000.3	1000.3	1000.3	1000.3
2.5°	1029.0	1029.0	1029.0	1026.9	1022.8	1020.8	1016.7	1012.6	1010.6	1002.4	1000.3
5°	1029.0	1031.0	1029.0	1026.9	1022.8	1018.8	1014.7	1006.5	1000.3	990.1	979.9
7.5°	1018.8	1020.8	1020.8	1018.8	1014.7	1012.6	1008.5	998.3	990.1	975.8	959.4
10°	1002.4	1006.5	1006.5	1008.5	1010.6	1010.6	1006.5	998.3	986.0	969.7	943.1
12.5°	981.9	992.2	998.3	1004.4	1012.6	1012.6	1014.7	1002.4	992.2	969.7	943.1
15°	975.8	981.9	994.2	1012.6	1020.8	1014.7	1022.8	1016.7	1004.4	981.9	949.2
17.5°	973.8	979.9	1000.3	1022.8	1035.1	1039.2	1039.2	1031.0	1016.7	994.2	953.3
20°	981.9	990.1	1016.7	1045.4	1063.8	1063.8	1061.7	1051.5	1033.1	1006.5	961.5
22.5°	1008.5	1010.6	1041.3	1076.0	1090.4	1086.3	1090.4	1071.9	1051.5	1024.9	971.7
25°	1043.3	1047.4	1071.9	1112.9	1121.0	1123.1	1117.0	1096.5	1074.0	1047.4	984.0
27.5°	1090.4	1096.5	1114.9	1153.8	1159.9	1155.8	1147.6	1123.1	1100.6	1076.0	1008.5
30°	1145.6	1149.7	1172.2	1188.5	1194.7	1190.6	1184.5	1157.9	1139.5	1117.0	1045.4
32.5°	1198.8	1200.8	1225.4	1241.7	1231.5	1231.5	1223.3	1196.7	1182.4	1178.3	1092.4
35°	1254.0	1258.1	1280.6	1288.8	1272.4	1274.5	1272.4	1249.9	1254.0	1262.2	1164.0
37.5°	1305.2	1311.3	1337.9	1339.9	1333.8	1327.7	1333.8	1321.5	1329.7	1362.4	1247.9
40°	1350.2	1358.3	1391.1	1397.2	1395.2	1395.2	1399.3	1397.2	1427.9	1481.1	1350.2
42.5°	1387.0	1397.2	1436.1	1452.4	1464.7	1470.9	1485.2	1489.3	1534.3	1620.2	1468.8
45°	1423.8	1434.0	1487.2	1513.8	1542.5	1544.5	1573.1	1587.5	1671.3	1749.1	1597.7
47.5°	1466.8	1479.0	1528.1	1581.3	1614.1	1620.2	1673.4	1702.0	1804.3	1904.5	1718.4
50°	1526.1	1530.2	1569.0	1659.1	1700.0	1710.2	1769.5	1828.9	1941.4	2041.6	1824.8
52.5°	1599.7	1595.6	1614.1	1728.6	1792.0	1806.4	1902.5	1961.8	2096.8	2188.9	1908.6
55°	1661.1	1657.0	1683.6	1808.4	1908.6	1912.7	2027.3	2084.6	2240.0	2297.3	1980.2
57.5°	1732.7	1724.5	1751.1	1904.5	2041.6	2043.7	2176.6	2242.1	2368.9	2393.5	2027.3
60°	1792.0	1792.0	1826.8	1998.6	2188.9	2211.4	2332.1	2383.2	2493.7	2463.0	2049.8
62.5°	1847.3	1857.5	1906.6	2123.4	2362.8	2381.2	2503.9	2524.4	2622.6	2516.2	2025.2
65°	1912.7	1929.1	2023.2	2272.8	2569.4	2581.7	2684.0	2712.6	2751.5	2514.2	1918.9
67.5°	1982.3	2008.9	2133.7	2440.5	2796.5	2829.2	2939.7	2911.0	2837.4	2434.4	1695.9
70°	2076.4	2109.1	2287.1	2663.5	3107.4	3148.3	3293.6	3117.6	2792.4	2150.0	1374.7
72.5°	2148.0	2190.9	2434.4	2951.9	3528.8	3592.2	3557.5	3121.7	2503.9	1714.3	920.6
75°	1884.1	1949.5	2317.8	2999.0	3708.8	3737.5	3365.2	2638.9	1773.6	885.8	396.9
77.5°	1376.8	1372.7	1693.8	2330.0	3039.9	2964.2	2553.0	1716.3	842.8	321.2	200.5
80°	691.4	664.9	916.5	1241.7	1640.6	1691.8	1509.7	891.9	333.4	171.8	120.7
82.5°	255.7	261.8	335.5	507.3	824.4	836.7	609.6	378.5	182.1	90.0	63.4
85°	98.2	102.3	110.5	110.5	153.4	169.8	157.5	151.4	61.4	30.7	34.8
87.5°	0.0	0.0	0.0	0.0	2.0	2.0	2.0	2.0	2.0	2.0	2.0
90°	0.0	0.0	0.0	0.0	0.0	0.0	0.0	0.0	0.0	0.0	0.0



REPORT NUMBER: P438792
 CATALOG NUMBER: IST-SA1E-830-U-SL4

CANDELA DISTRIBUTION (continued):

	90°	95°	105°	115°	125°	135°	145°	155°	165°	175°	180°
0°	1000.3	1000.3	1000.3	1000.3	1000.3	1000.3	1000.3	1000.3	1000.3	1000.3	1000.3
2.5°	994.2	990.1	981.9	967.6	959.4	953.3	945.1	936.9	934.9	932.8	943.1
5°	969.7	963.5	943.1	924.7	904.2	887.8	871.5	857.1	849.0	846.9	851.0
7.5°	945.1	936.9	906.2	869.4	834.6	806.0	777.4	763.0	740.5	740.5	742.6
10°	930.8	916.5	873.5	818.3	773.3	722.1	687.4	652.6	638.3	628.0	623.9
12.5°	922.6	900.1	842.8	781.5	711.9	644.4	597.3	554.4	531.9	515.5	515.5
15°	924.7	900.1	822.4	742.6	652.6	570.7	511.4	464.4	435.7	419.4	415.3
17.5°	922.6	891.9	797.8	693.5	593.3	507.3	435.7	386.6	358.0	347.8	345.7
20°	926.7	885.8	769.2	648.5	536.0	443.9	370.3	325.3	308.9	300.7	298.7
22.5°	928.7	873.5	740.5	599.4	474.6	384.6	323.2	292.5	280.3	274.1	272.1
25°	932.8	871.5	707.8	554.4	423.5	339.6	292.5	265.9	259.8	255.7	255.7
27.5°	949.2	871.5	679.2	497.1	370.3	302.8	265.9	249.6	245.5	243.4	243.4
30°	969.7	875.6	652.6	450.1	329.4	274.1	247.5	235.3	233.2	231.2	231.2
32.5°	1004.4	889.9	621.9	405.0	294.6	253.7	233.2	223.0	218.9	218.9	218.9
35°	1051.5	914.4	591.2	364.1	265.9	233.2	218.9	208.7	206.6	208.7	208.7
37.5°	1119.0	943.1	564.6	327.3	243.4	216.8	204.6	198.4	196.4	196.4	198.4
40°	1202.9	994.2	538.0	298.7	227.1	202.5	194.3	188.2	186.2	188.2	188.2
42.5°	1294.9	1049.4	515.5	270.0	210.7	192.3	182.1	178.0	175.9	178.0	180.0
45°	1397.2	1106.7	497.1	249.6	198.4	182.1	173.9	171.8	169.8	169.8	171.8
47.5°	1483.1	1168.1	482.8	235.3	188.2	173.9	167.7	163.7	161.6	159.6	161.6
50°	1562.9	1215.1	478.7	227.1	182.1	165.7	159.6	155.5	153.4	151.4	153.4
52.5°	1622.2	1239.7	478.7	220.9	175.9	159.6	153.4	149.3	147.3	143.2	145.2
55°	1663.2	1252.0	472.6	216.8	169.8	153.4	145.2	143.2	141.2	137.1	137.1
57.5°	1687.7	1249.9	450.1	214.8	167.7	145.2	139.1	137.1	135.0	130.9	130.9
60°	1683.6	1211.1	409.1	206.6	163.7	139.1	130.9	130.9	130.9	126.8	126.8
62.5°	1624.3	1102.6	341.6	194.3	159.6	133.0	122.7	126.8	128.9	124.8	124.8
65°	1464.7	936.9	282.3	178.0	149.3	126.8	116.6	122.7	126.8	124.8	122.7
67.5°	1233.6	742.6	233.2	161.6	139.1	118.7	108.4	116.6	118.7	118.7	118.7
70°	953.3	533.9	192.3	141.2	124.8	106.4	98.2	102.3	104.3	104.3	106.4
72.5°	564.6	319.1	157.5	120.7	106.4	92.1	85.9	88.0	85.9	85.9	85.9
75°	278.2	198.4	126.8	102.3	90.0	77.7	71.6	67.5	67.5	67.5	65.5
77.5°	169.8	147.3	104.3	81.8	71.6	59.3	55.2	51.1	51.1	51.1	51.1
80°	120.7	114.6	79.8	61.4	49.1	43.0	40.9	38.9	38.9	36.8	36.8
82.5°	75.7	85.9	59.3	40.9	32.7	30.7	28.6	26.6	24.5	22.5	22.5
85°	43.0	55.2	34.8	22.5	18.4	14.3	12.3	12.3	10.2	10.2	8.2
87.5°	2.0	4.1	4.1	4.1	4.1	2.0	2.0	2.0	0.0	0.0	0.0
90°	0.0	0.0	0.0	0.0	0.0	0.0	0.0	0.0	0.0	0.0	0.0

Cooper Lighting Solutions Photometric Lab
1121 Highway 74 South
Peachtree City, GA 30269



LM-79-2019: Approved Method: Electrical and Photometric Measurements of Solid-State Lighting Products

Report Prepared for

Cooper Lighting Solutions

MCGRAW EDISON

Report Number: SP1-2408-195-9

Test Date: 08/07/2024

Luminaire Tested: GALN-SB1A-830-U-5WQ

Data in this report applies to families of products including GALN-SB1A-830-U-5WQ.

Test Information

Test Method: LM-79-2019
 Report Number: SP1-2408-195-9
 Test Lab: COOPER LIGHTING SOLUTIONS
 Photometer: SP1 - 76IN SPHERE
 Measurement Geometry: 4π
 Issue Date: 08/07/2024
 Manufacturer: COOPER LIGHTING SOLUTIONS
 Product Line: MCGRAW EDISON
 Catalog Number: **GALN-SB1A-830-U-5WQ**
 Description: GALLEON AREA AND ROADWAY LUMINAIRE. (1) 80 CRI, 3000K, 350MA HIGH DENSITY LIGHTSQUARE WITH 26 LEDS AND TYPE V WIDE OPTICS

Spectral Parameters

CCT (K): 3050
 CIE u': 0.2476
 CIE v': 0.5251
 Duv: 0.0034
 CIE x: 0.4383
 CIE y: 0.4131
 CIE z: 0.1487
 Peak Wavelength (nm): 603
 Dominant Wavelength (nm): 581
 Purity: 55.55201
 Rf: 81.5
 Rg: 99.2

CRI (Ra):	81.0		
R1:	79.6	R9:	7.1
R2:	85.6	R10:	67.0
R3:	92.0	R11:	82.7
R4:	82.6	R12:	63.2
R5:	78.9	R13:	80.3
R6:	81.7	R14:	95.0
R7:	85.2	R15:	71.7
R8:	62.0		



Test Conditions

Stabilization Time: 20M
 Operation Time: 1H 20M
 Sphere Temperature (°C): 24.2

REPORT NUMBER: SP1-2408-195-9

Measurement and Test Equipment			
Instrument	Identification Number	Calibration Date	Calibration Due Date
Photometer	IN0058	6/18/2024	12/18/2024
Power Meter	INXT2011004	2/8/2024	2/8/2025
AC Power Source	IN0063	10/24/2023	10/24/2024
DC Power Source	IN0208	10/24/2023	10/24/2024
Sphere Thermometer	IN0085	10/24/2023	10/24/2024
Room Thermometer	IN0046	10/24/2023	10/24/2024

REPORT NUMBER: SP1-2408-195-9

CIE 1931 Chromaticity Diagram



CIE 1931 Chromaticity Diagram with 2017 ANSI 7-Step and 4-Step Quadrangles



Point lies inside the ANSI 3000K 4-step quadrangle

REPORT NUMBER: SP1-2408-195-9

Photopic Flux vs. Wavelength



Photopic Lumens: NR

λ (nm)	Power W [^] /nm	Lumens (ϕ /nm)	λ (nm)	Power W [^] /nm	Lumens (ϕ /nm)	λ (nm)	Power W [^] /nm	Lumens (ϕ /nm)	λ (nm)	Power W [^] /nm	Lumens (ϕ /nm)	λ (nm)	Power W [^] /nm	Lumens (ϕ /nm)
360	0	NR	490	168	NR	620	940	NR	750	35	NR	880	1	NR
365	0	NR	495	233	NR	625	897	NR	755	30	NR	885	1	NR
370	0	NR	500	300	NR	630	847	NR	760	26	NR	890	1	NR
375	0	NR	505	372	NR	635	790	NR	765	22	NR	895	1	NR
380	0	NR	510	430	NR	640	730	NR	770	19	NR	900	1	NR
385	0	NR	515	483	NR	645	668	NR	775	16	NR	905	1	NR
390	0	NR	520	524	NR	650	605	NR	780	14	NR	910	0	NR
395	2	NR	525	555	NR	655	545	NR	785	12	NR	915	0	NR
400	4	NR	530	581	NR	660	485	NR	790	10	NR	920	0	NR
405	7	NR	535	604	NR	665	430	NR	795	9	NR	925	0	NR
410	17	NR	540	623	NR	670	378	NR	800	8	NR	930	0	NR
415	34	NR	545	645	NR	675	331	NR	805	7	NR	935	0	NR
420	68	NR	550	667	NR	680	290	NR	810	6	NR	940	0	NR
425	128	NR	555	693	NR	685	251	NR	815	5	NR	945	0	NR
430	214	NR	560	719	NR	690	218	NR	820	4	NR	950	0	NR
435	339	NR	565	754	NR	695	188	NR	825	4	NR	955	0	NR
440	507	NR	570	791	NR	700	162	NR	830	3	NR	960	0	NR
445	573	NR	575	830	NR	705	139	NR	835	3	NR	965	0	NR
450	356	NR	580	873	NR	710	119	NR	840	3	NR	970	0	NR
455	217	NR	585	913	NR	715	102	NR	845	2	NR	975	0	NR
460	168	NR	590	948	NR	720	88	NR	850	2	NR	980	0	NR
465	113	NR	595	974	NR	725	76	NR	855	2	NR	985	0	NR
470	85	NR	600	994	NR	730	65	NR	860	1	NR	990	0	NR
475	85	NR	605	998	NR	735	55	NR	865	1	NR	995	0	NR
480	94	NR	610	994	NR	740	47	NR	870	1	NR	1000	0	NR
485	120	NR	615	973	NR	745	41	NR	875	1	NR			

REPORT NUMBER: SP1-2408-195-9

Scotopic Flux vs. Wavelength



Scotopic Lumens: NR

S/P: 1.27

λ (nm)	Power W^{\wedge}/nm	Lumens (ϕ/nm)	λ (nm)	Power W^{\wedge}/nm	Lumens (ϕ/nm)	λ (nm)	Power W^{\wedge}/nm	Lumens (ϕ/nm)	λ (nm)	Power W^{\wedge}/nm	Lumens (ϕ/nm)	λ (nm)	Power W^{\wedge}/nm	Lumens (ϕ/nm)
360	0	NR	490	168	NR	620	940	NR	750	35	NR	880	1	NR
365	0	NR	495	233	NR	625	897	NR	755	30	NR	885	1	NR
370	0	NR	500	300	NR	630	847	NR	760	26	NR	890	1	NR
375	0	NR	505	372	NR	635	790	NR	765	22	NR	895	1	NR
380	0	NR	510	430	NR	640	730	NR	770	19	NR	900	1	NR
385	0	NR	515	483	NR	645	668	NR	775	16	NR	905	1	NR
390	0	NR	520	524	NR	650	605	NR	780	14	NR	910	0	NR
395	2	NR	525	555	NR	655	545	NR	785	12	NR	915	0	NR
400	4	NR	530	581	NR	660	485	NR	790	10	NR	920	0	NR
405	7	NR	535	604	NR	665	430	NR	795	9	NR	925	0	NR
410	17	NR	540	623	NR	670	378	NR	800	8	NR	930	0	NR
415	34	NR	545	645	NR	675	331	NR	805	7	NR	935	0	NR
420	68	NR	550	667	NR	680	290	NR	810	6	NR	940	0	NR
425	128	NR	555	693	NR	685	251	NR	815	5	NR	945	0	NR
430	214	NR	560	719	NR	690	218	NR	820	4	NR	950	0	NR
435	339	NR	565	754	NR	695	188	NR	825	4	NR	955	0	NR
440	507	NR	570	791	NR	700	162	NR	830	3	NR	960	0	NR
445	573	NR	575	830	NR	705	139	NR	835	3	NR	965	0	NR
450	356	NR	580	873	NR	710	119	NR	840	3	NR	970	0	NR
455	217	NR	585	913	NR	715	102	NR	845	2	NR	975	0	NR
460	168	NR	590	948	NR	720	88	NR	850	2	NR	980	0	NR
465	113	NR	595	974	NR	725	76	NR	855	2	NR	985	0	NR
470	85	NR	600	994	NR	730	65	NR	860	1	NR	990	0	NR
475	85	NR	605	998	NR	735	55	NR	865	1	NR	995	0	NR
480	94	NR	610	994	NR	740	47	NR	870	1	NR	1000	0	NR
485	120	NR	615	973	NR	745	41	NR	875	1	NR			

REPORT NUMBER: SP1-2408-195-9

Melanopic Flux vs. Wavelength



Melanopic Lumens: NR

M/P: 2.32

λ (nm)	Power W [^] /nm	Lumens (φ/nm)	λ (nm)	Power W [^] /nm	Lumens (φ/nm)	λ (nm)	Power W [^] /nm	Lumens (φ/nm)	λ (nm)	Power W [^] /nm	Lumens (φ/nm)	λ (nm)	Power W [^] /nm	Lumens (φ/nm)
360	0	NR	490	168	NR	620	940	NR	750	35	NR	880	1	NR
365	0	NR	495	233	NR	625	897	NR	755	30	NR	885	1	NR
370	0	NR	500	300	NR	630	847	NR	760	26	NR	890	1	NR
375	0	NR	505	372	NR	635	790	NR	765	22	NR	895	1	NR
380	0	NR	510	430	NR	640	730	NR	770	19	NR	900	1	NR
385	0	NR	515	483	NR	645	668	NR	775	16	NR	905	1	NR
390	0	NR	520	524	NR	650	605	NR	780	14	NR	910	0	NR
395	2	NR	525	555	NR	655	545	NR	785	12	NR	915	0	NR
400	4	NR	530	581	NR	660	485	NR	790	10	NR	920	0	NR
405	7	NR	535	604	NR	665	430	NR	795	9	NR	925	0	NR
410	17	NR	540	623	NR	670	378	NR	800	8	NR	930	0	NR
415	34	NR	545	645	NR	675	331	NR	805	7	NR	935	0	NR
420	68	NR	550	667	NR	680	290	NR	810	6	NR	940	0	NR
425	128	NR	555	693	NR	685	251	NR	815	5	NR	945	0	NR
430	214	NR	560	719	NR	690	218	NR	820	4	NR	950	0	NR
435	339	NR	565	754	NR	695	188	NR	825	4	NR	955	0	NR
440	507	NR	570	791	NR	700	162	NR	830	3	NR	960	0	NR
445	573	NR	575	830	NR	705	139	NR	835	3	NR	965	0	NR
450	356	NR	580	873	NR	710	119	NR	840	3	NR	970	0	NR
455	217	NR	585	913	NR	715	102	NR	845	2	NR	975	0	NR
460	168	NR	590	948	NR	720	88	NR	850	2	NR	980	0	NR
465	113	NR	595	974	NR	725	76	NR	855	2	NR	985	0	NR
470	85	NR	600	994	NR	730	65	NR	860	1	NR	990	0	NR
475	85	NR	605	998	NR	735	55	NR	865	1	NR	995	0	NR
480	94	NR	610	994	NR	740	47	NR	870	1	NR	1000	0	NR
485	120	NR	615	973	NR	745	41	NR	875	1	NR			

Summary

$R_f = 81.5$
 $R_g = 99.2$
 $CIE R_a = 81.0$
 $R_9 = 7.1$



Color Vector Graphics



Individual Sample Fidelity Index ($R_{f,i}$)

CES01 = 86	CES26 = 74	CES51 = 89	CES76 = 70
CES02 = 63	CES27 = 88	CES52 = 92	CES77 = 86
CES03 = 31	CES28 = 89	CES53 = 81	CES78 = 72
CES04 = 70	CES29 = 67	CES54 = 87	CES79 = 90
CES05 = 50	CES30 = 68	CES55 = 85	CES80 = 88
CES06 = 51	CES31 = 71	CES56 = 78	CES81 = 78
CES07 = 42	CES32 = 70	CES57 = 76	CES82 = 95
CES08 = 41	CES33 = 71	CES58 = 78	CES83 = 90
CES09 = 29	CES34 = 82	CES59 = 92	CES84 = 94
CES10 = 76	CES35 = 90	CES60 = 95	CES85 = 86
CES11 = 59	CES36 = 93	CES61 = 93	CES86 = 72
CES12 = 65	CES37 = 87	CES62 = 83	CES87 = 85
CES13 = 43	CES38 = 75	CES63 = 77	CES88 = 83
CES14 = 74	CES39 = 94	CES64 = 83	CES89 = 75
CES15 = 71	CES40 = 89	CES65 = 77	CES90 = 81
CES16 = 47	CES41 = 85	CES66 = 80	CES91 = 96
CES17 = 50	CES42 = 86	CES67 = 79	CES92 = 73
CES18 = 56	CES43 = 81	CES68 = 84	CES93 = 84
CES19 = 72	CES44 = 99	CES69 = 91	CES94 = 64
CES20 = 66	CES45 = 87	CES70 = 78	CES95 = 80
CES21 = 87	CES46 = 82	CES71 = 76	CES96 = 84
CES22 = 79	CES47 = 77	CES72 = 92	CES97 = 87
CES23 = 92	CES48 = 71	CES73 = 71	CES98 = 81
CES24 = 91	CES49 = 81	CES74 = 93	CES99 = 74
CES25 = 72	CES50 = 89	CES75 = 74	



Color Rendition by Hue-Angle Bin



Measure Comparisons



(END OF REPORT)